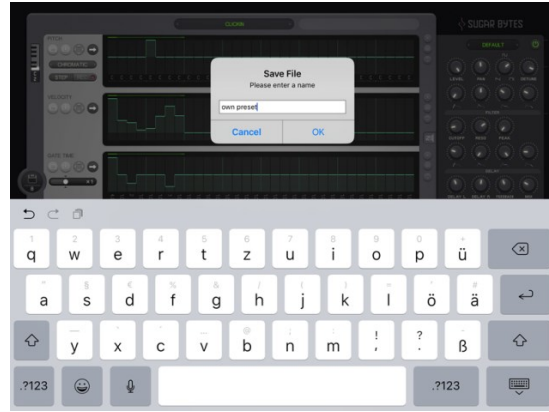


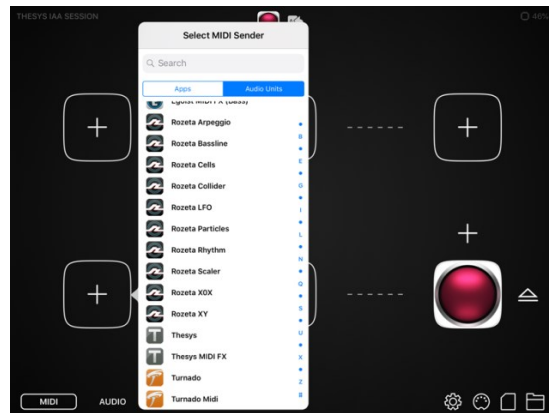
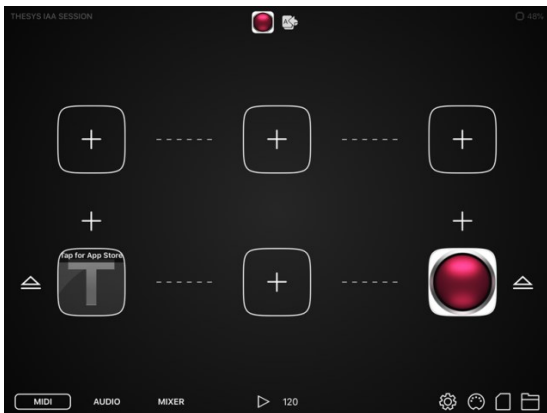
To recall an existing Audiobus 3 session that uses a Sugar Bytes IAA app with exactly the same settings in the AUv3 version, please just follow these steps (here with an example of Thesys) before you start the update, which comes with AUv3 support.

1. Open your Audiobus 3 session that uses Thesys IAA and save the current preset you've made in Thesys via its internal preset browser.



2. Update to version 1.3.0. Then open the Thesys Standalone App and close it again to sync your previously created User Presets folder.

3. Load your Audiobus 3 session that uses Thesys and plug out Thesys IAA and replace it with Thesys from the "Audio Unit" list.



4. Recall the corresponding preset manually via the internal preset browser of Thesys and resave your Audiobus 3 session.

